

# How do people vote in Budapest?

*Chances of the governing parties and the opposition in  
Budapest in the 2022 parliamentary elections*

ANALYSIS BY THE REPUBLIKON INSTITUE



FEBRUARY 2022

## INTRODUCTION

Since the Hungarian political transition, the electoral results in the capital and in the countryside have tended to differ, with leftist and liberal parties usually doing better in Budapest than in other parts of the country. That was strongly demonstrated in the last elections. In the analysis below, we show the chances of the governing parties and the opposition coalition in Budapest in the 2022 parliamentary elections and examine the conclusions that can be drawn from the results of previous elections for this year's parliamentary elections.

The April 2022 election will be the first parliamentary election since the Fidesz-KDNP victory in 2010 in which the main question will not be whether the current governing parties will win a two-thirds majority in parliament, but whether they will maintain their majority in the house. For the first time in a while, the opposition is in a position to have a real chance of changing government, thanks to the united run-off. Opinion polls show that the number of voters for the governing parties and of the united opposition is roughly at the same level. Although the outcome of the April elections is at the national level, previous elections and polling data suggest that the opposition has a good chance in the April elections in Budapest.

## REVIEW OF PREVIOUS ELECTIONS

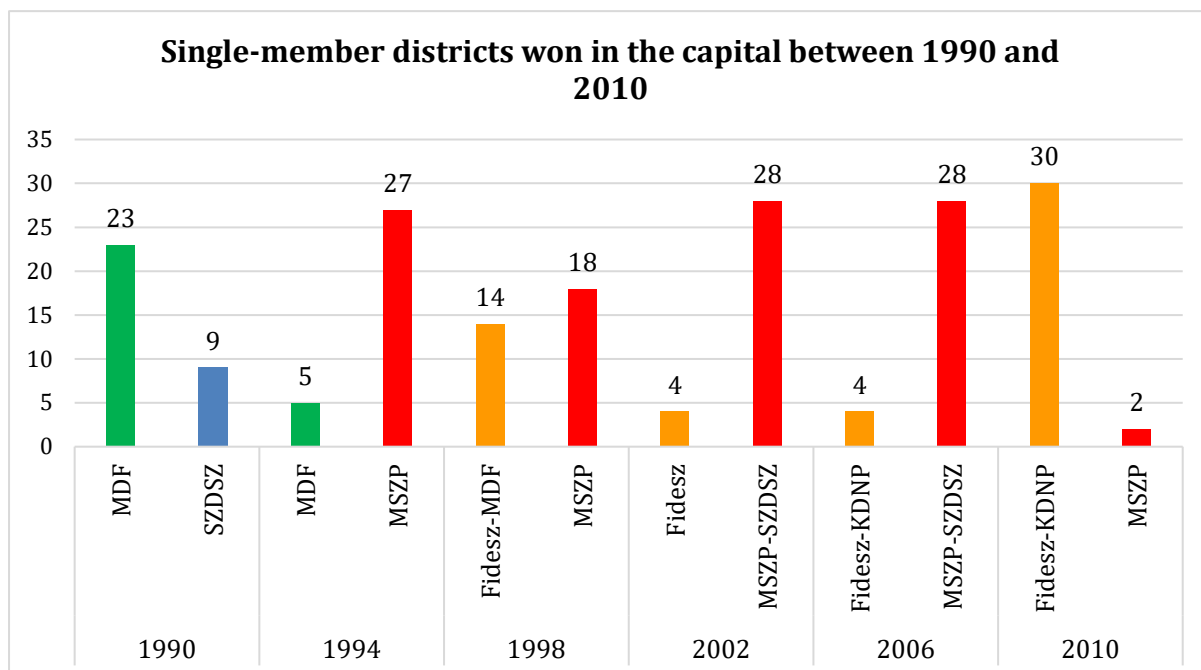


Figure 1: Distribution of the 32 former parliamentary seats in Budapest between 1990 and 2010

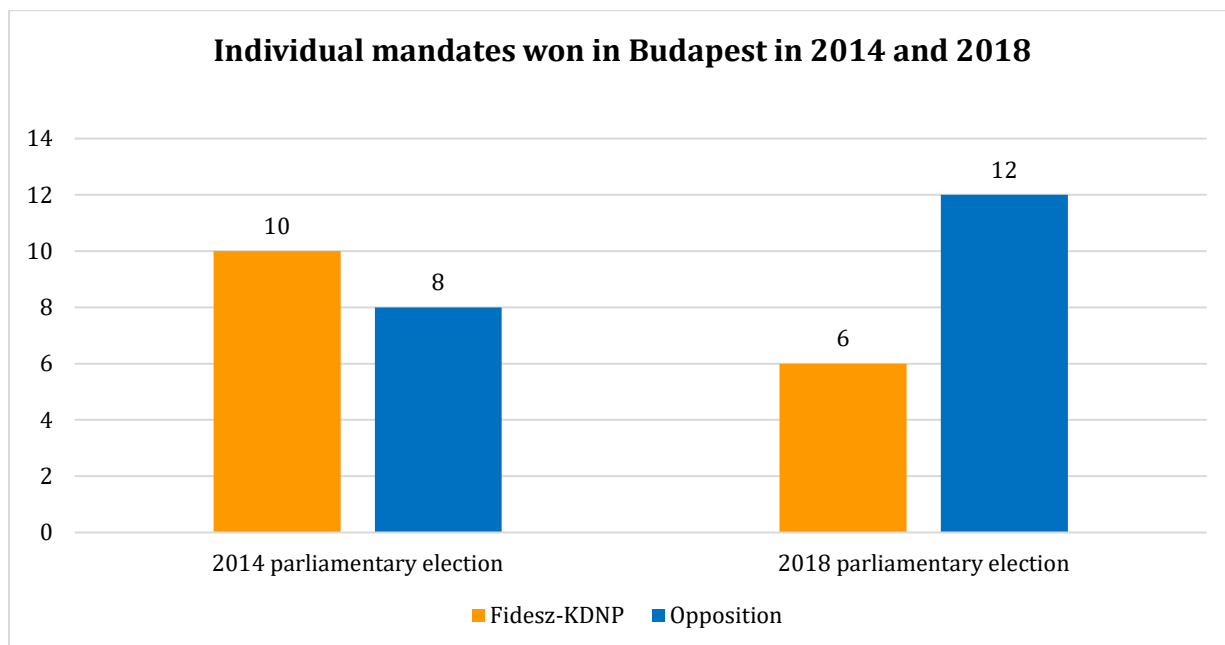


Figure 2: Results of the 2014 and 2018 elections in Budapest

<b>Results of single-member districts won by Fidesz-KDNP in Budapest, 2018</b>				
<b>Electoral district</b>	<b>Headquarter</b>	<b>Fidesz-KDNP</b>	<b>DK, Együtt, LMP, Momentum, MSZP, Párbeszéd</b>	<b>Difference</b>
Budapest 2	District XI	42,16%	49,40%	7,24%
Budapest 3	District XII	42,71%	48,68%	5,97%
Budapest 4	District II	41,82%	49,90%	8,08%
Budapest 6	District VIII	40,51%	43,42%	2,91%
Budapest 13	District XVI	41,91%	47,23%	5,32%
Budapest 14	District XVII	41,17%	44,9%	3,73%

**Figure 3: Comparison of the Fidesz-KDNP's results in the Budapest single-member electoral districts in the previous election**

## CHANCES OF THE GOVERNING PARTIES AND THE OPPOSITION IN BUDAPEST

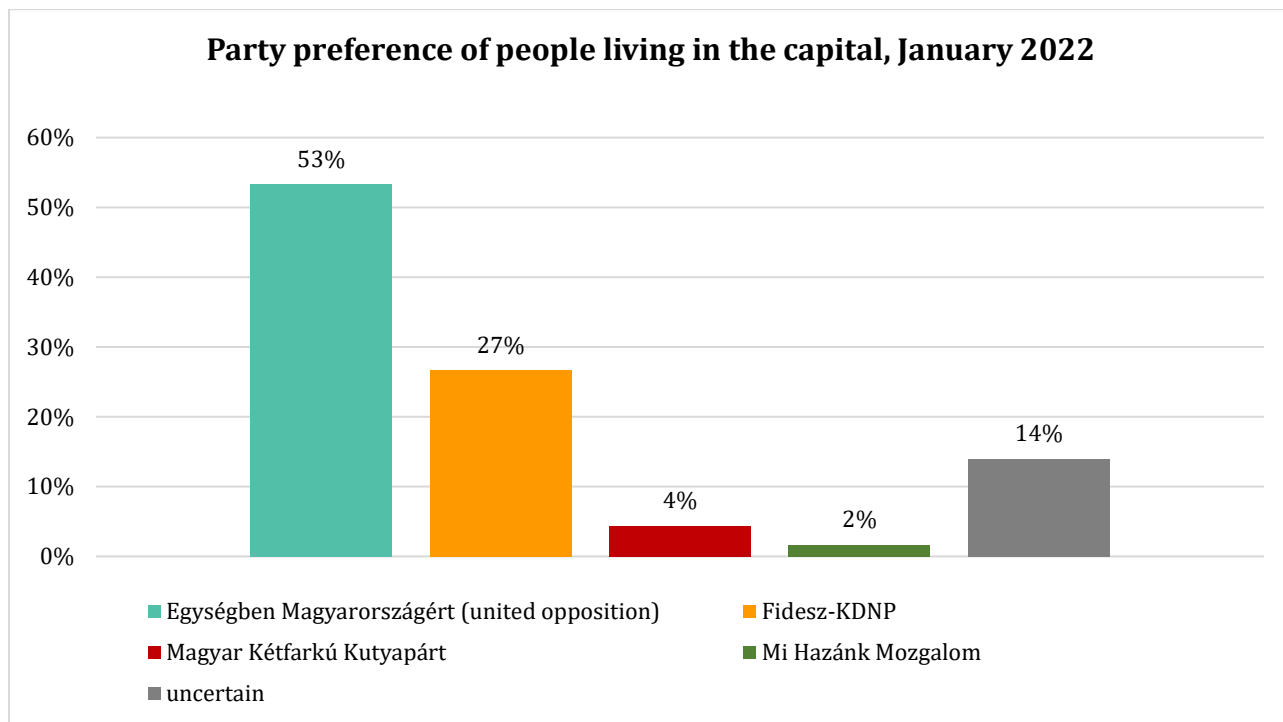


Figure : Party preference in Budapest in January 2022

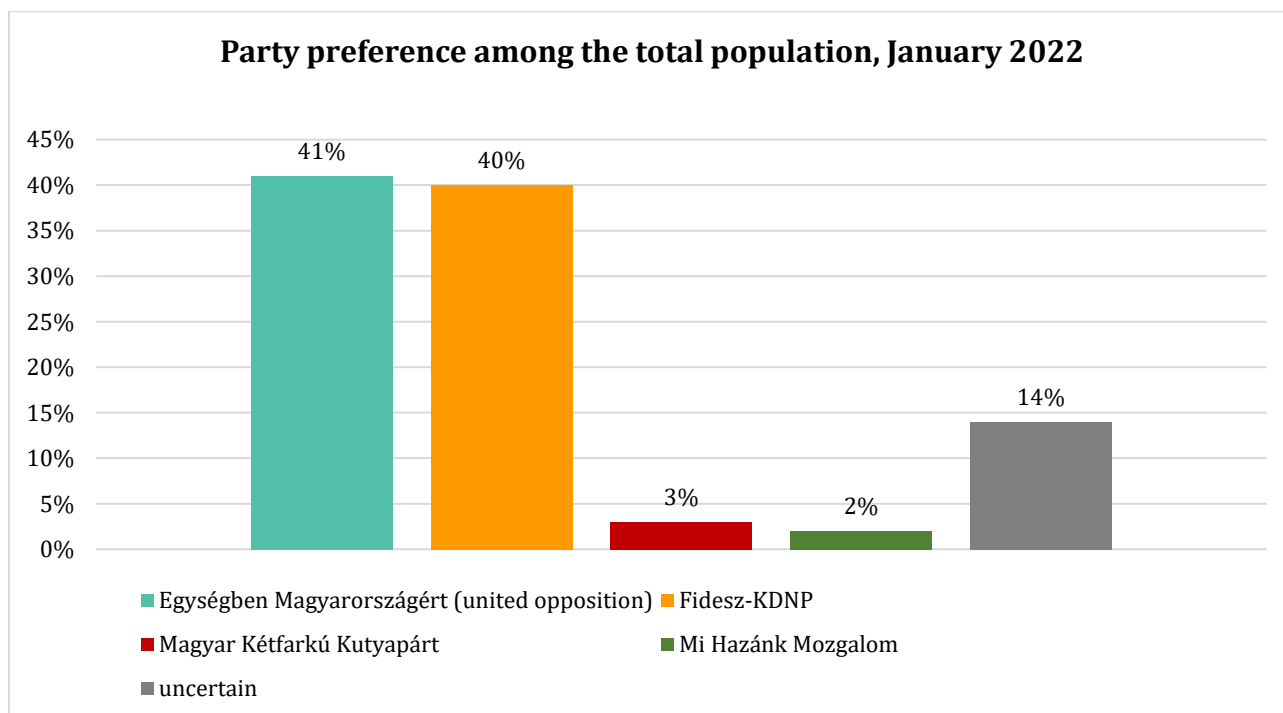


Figure 5: Party preference at national level in January 2022

Electoral District	Fidesz-KDNP candidates, 2018	Fidesz-KDNP candidates, 2022	Egységben Magyarországért candidates, 2022
Budapest 1	Hollik István	Böröcz László	Csárdi Antal
Budapest 2	<b><u>Simicskó István</u></b>	Simicskó István	Orosz Anna
Budapest 3	<b><u>Gulyás Gergely</u></b>	Fürjes Balázs	Hajnal Miklós
Budapest 4	<b><u>Varga Mihály</u></b>	Gór Csaba	Tordai Bence
Budapest 5	Bajkai István	Kovács Balázs Norbert	Oláh Lajos
Budapest 6	<b><u>Kocsis Máté</u></b>	Sára Botond	Jámbor András
Budapest 7	Harrach Tamás	Harrach Tamás	Hiszékeny Dezső
Budapest 8	Jelen Tamás	Borbély Ádám	Hadházy Ákos
Budapest 9	György István	Pap Sándor	Arató Gergely
Budapest 10	Menczer Erzsébet	Bús Balázs	Szabó Tímea
Budapest 11	Zsigmond Barna Pál	Wintermantel Zsolt	Varju László
Budapest 12	László Tamás	Pintér Gábor	Barkóczi Balázs
Budapest 13	<b><u>Szatmáry Kristóf</u></b>	Szatmáry Kristóf	Vajda Zoltán
Budapest 14	<b><u>Dunai Mónika</u></b>	Dunai Mónika	Szilágyi György
Budapest 15	Kucsák László	Lévai István Zoltán	Kunhalmi Ágnes
Budapest 16	Földesi Gyula	Földesi Gyula	Hiller István
Budapest 17	Németh Szilárd	Németh Szilárd	Szabó Szabolcs
Budapest 18	Németh Zsolt	Németh Zsolt	Tóth Endre

Figure 6: Fidesz-KDNP candidates in 2018 and 2022 and opposition candidates in 2022 in Budapest  
(changes in the candidates of the governing parties are marked with different backgrounds, the names of the candidates who won in 2018 are highlighted in bold and underlined)